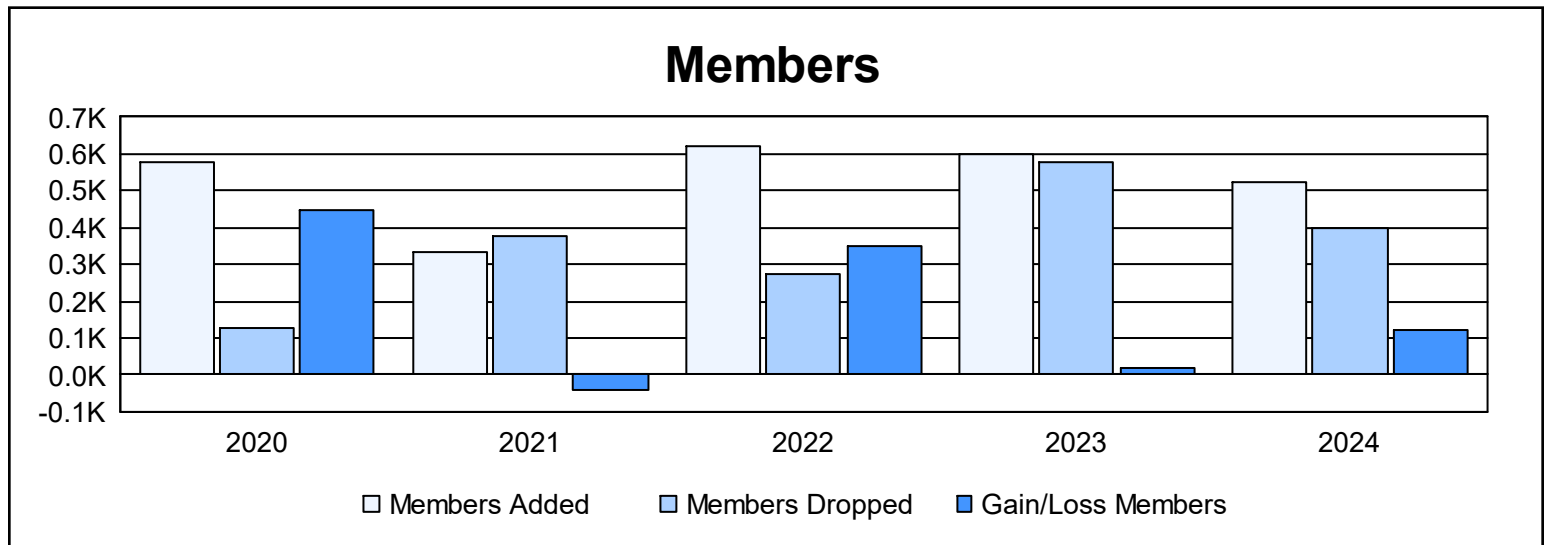
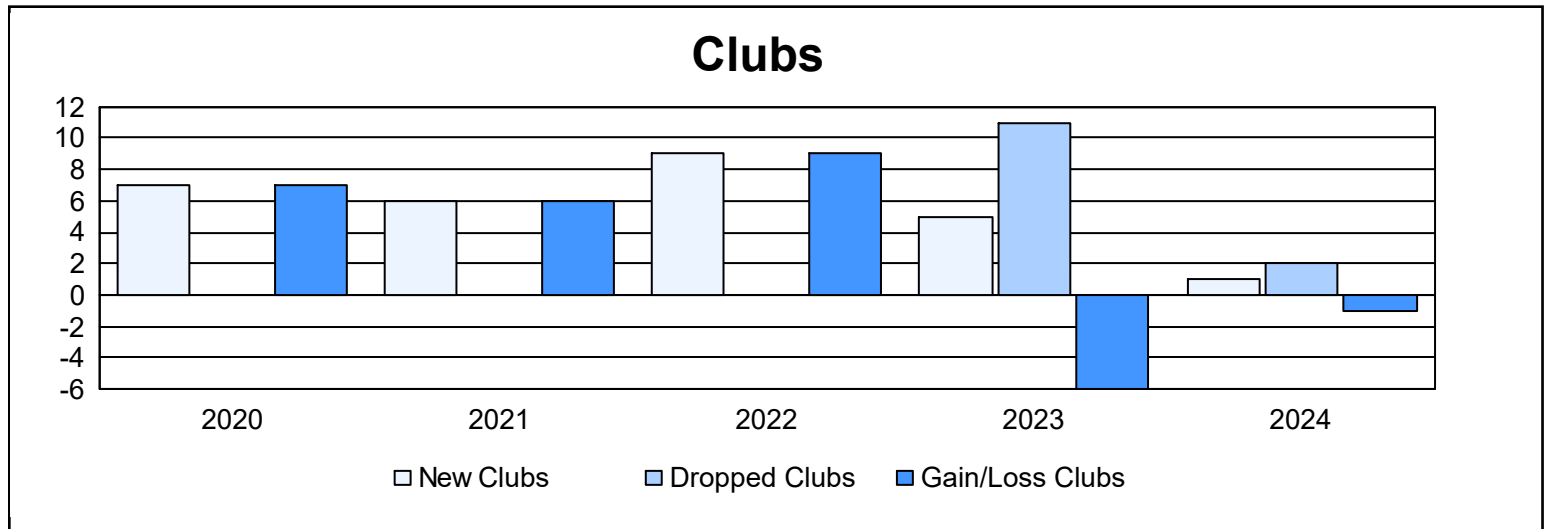
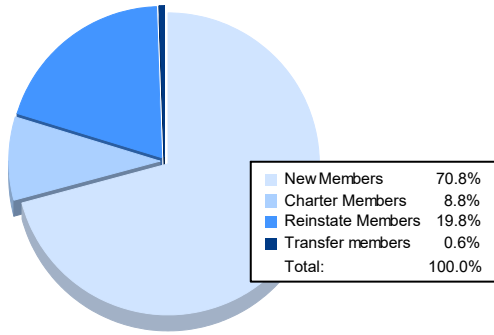


| Year | New Clubs | Dropped Clubs | Gain/ Loss Clubs | New Members | Charter Members | Reinstate Members | Transfer Members | Total Member Added | Total Members Dropped | Gain/ Loss Members |
|----------------|-----------|---------------|------------------|-------------|-----------------|-------------------|------------------|--------------------|-----------------------|--------------------|
| 2019-2020 | 7 | 0 | 7 | 336 | 221 | 17 | 1 | 575 | 125 | 450 |
| 2020-2021 | 6 | 0 | 6 | 165 | 162 | 7 | 0 | 334 | 376 | -42 |
| 2021-2022 | 9 | 0 | 9 | 378 | 229 | 16 | 0 | 623 | 275 | 348 |
| 2022-2023 | 5 | 11 | -6 | 432 | 142 | 18 | 6 | 598 | 577 | 21 |
| 2023-2024 | 1 | 2 | -1 | 369 | 46 | 103 | 3 | 521 | 399 | 122 |
| Average | 6 | 3 | 3 | 336 | 160 | 32 | 2 | 530 | 350 | 180 |



Membership Composition June 2024 Cumulative



Gender Composition June 2024 Cumulative

